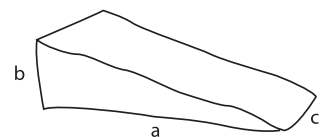


**SOFT RAMP Dimensions**

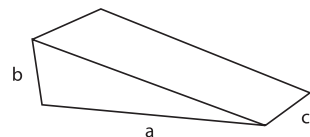


Side	Small	Large
a	500	600
b	100	150
c	200	200

**Product Code**

RA/S/S Soft Ramp Small  
RA/S/L Soft Ramp Large  
Min - minimum measurement  
Max - maximum measurement  
Measurements in mm

**HARD RAMP Dimensions**

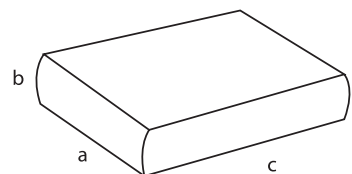


Side	Small	Large
a	500	600
b	100	150
c	200	200

**Product Code**

RA/H/S Soft Ramp Small  
RA/H/L Soft Ramp Large  
Min - minimum measurement  
Max - maximum measurement  
Measurements in mm

**BOX PILLOW Dimensions**

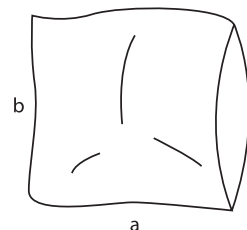


Side	Paediatric	Standard
a	350	400
b	50	80
c	180	200

**Product Code**

RA/H/S Soft Ramp Small  
RA/H/L Soft Ramp Large  
Min - minimum measurement  
Max - maximum measurement  
Measurements in mm

**LARGE PILLOW Dimensions**

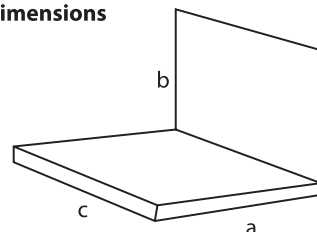


Side	Paediatric	Standard
a	140	800
b	410	80

**Product Code**

LP/PA Large Pillow Paediatric  
LP Large Pillow Standard  
Min - minimum measurement  
Max - maximum measurement  
Measurements in mm

**RIGID SUPPORT for BOX PILLOW Dimensions**



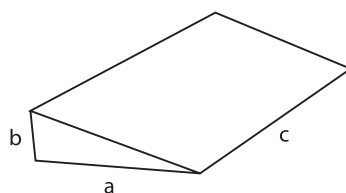
Side	Standard
a	150
b	280
c	700

**Product Code**

RS Rigid Support for Box Pillow

Min - minimum measurement  
Max - maximum measurement  
Measurements in mm

**PVC WEDGE Dimensions**



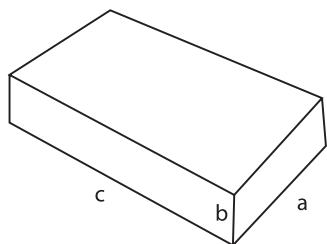
Side	Standard
a	450
b	120
c	700

**Product Code**

PVC/W PVC Wedge

Min - minimum measurement  
Max - maximum measurement  
Measurements in mm

**MATTRESS COVER Dimensions**



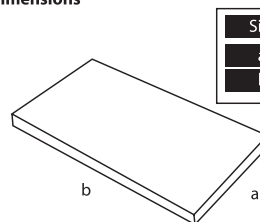
Side	Single	Double
a	920	1380
b	200	200
c	1840	1840

**Product Code**

MC/S Mattress Cover Single  
MC/D Mattress Cover Double

Min - minimum measurement  
Max - maximum measurement  
Measurements in mm

**12mm BLUE EVASOTE UNDER PAD Dimensions**

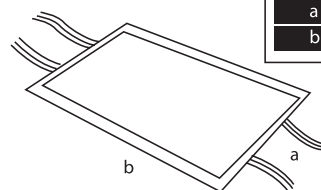


Side	Standard
a	1000
b	1730

**Product Code**

TM/UP 12mm Blue Evasote Under Pad  
Min - minimum measurement  
Max - maximum measurement  
Measurements in mm

**THERAPY MAT Dimensions**



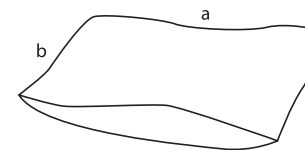
Side	Standard
a	1000
b	1730

**Product Code**

TM Therapy Mat

Min - minimum measurement  
Max - maximum measurement  
Measurements in mm

**BURNET Dimensions**

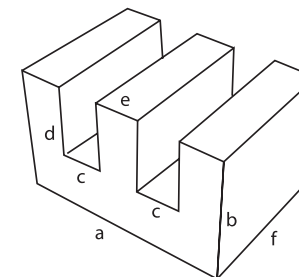


Side	Standard	Large
a	590	535
b	280	530

**Product Code**

B150 Burnet Standard  
B151 Burnet Standard

**W LEG Trough Dimensions**



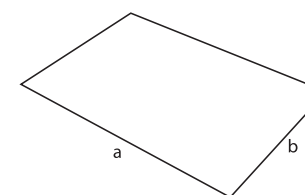
Side	Small/PA	Med	Large
a	375	550	550
b	100	240	240
c	75	125	125
d	80	200	200
e	75	100	100
f	410	580	800

**Product Code**

W/PA W Leg Trough Paediatric  
W/S W Leg Trough Small  
W/M W Leg Trough Medium  
W/L W Leg Trough Large

Min - minimum measurement  
Max - maximum measurement  
Measurements in mm

**WRAP TOP LEG for W Dimensions**



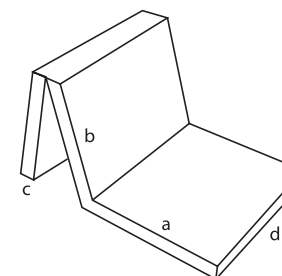
Side	Small/PA	Med	Large
a	375	550	550
b	410	580	800

**Product Code**

W/WPA Wrap Top Leg Paediatric  
W/W/S Wrap Top Leg Small  
W/W/M Wrap top Leg Medium  
W/W/L Wrap Top Leg Large

Min - minimum measurement  
Max - maximum measurement  
Measurements in mm

**TRIFOLD PAD Dimensions**



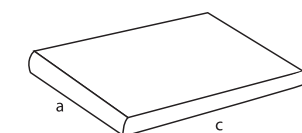
Side	Small/PA	Med	Large
a	85	120	200
b	100	150	200
c	25	25	25
d	140	180	210

**Product Code**

BR/P3/PA Trifold Pad Paediatric  
BR/P3/S Trifold Pad Small  
BR/P3/L Trifold Pad Large

Min - minimum measurement  
Max - maximum measurement  
Measurements in mm

**PAD Dimensions**



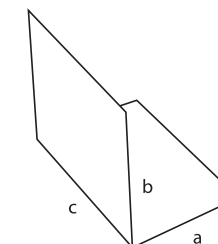
Side	Small/PA	Med	Large
a	130	200	400
b	25	30	300
c	150	200	1000

**Product Code**

BR/P/S Trifold Pad Small  
BR/P/L Trifold Pad Large

Min - minimum measurement  
Max - maximum measurement  
Measurements in mm

**BRACKET Dimensions**



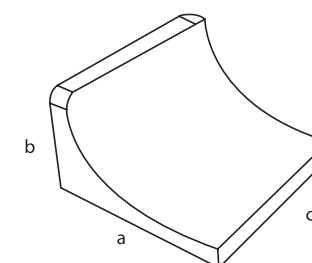
Side	Small/PA	Med	Large
a	90	130	200
b	90	130	200
c	95	150	200

**Product Code**

WE/P/PA Bracket Paediatric  
RB/S Bracket Small  
RB/L Bracket Large

Min - minimum measurement  
Max - maximum measurement  
Measurements in mm

**WEDGE CURVE Dimensions**



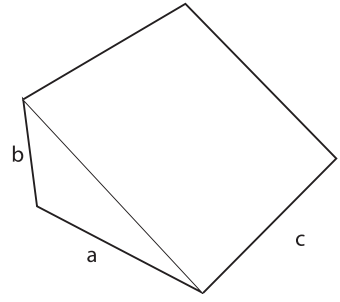
Side	Small/PA	Med	Large
a	90	130	200
b	90	130	200
c	95	150	200

**Product Code**

WE/P/PA Bracket Paediatric  
RB/S Bracket Small  
RB/L Bracket Large

Min - minimum measurement  
Max - maximum measurement  
Measurements in mm

### WEDGE Dimensions

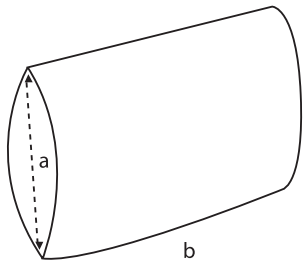


Side	Small/PA	Med	Large
a	145	145	145
b	145	145	145
c	210	210	410

#### Product Code

WE/PA Wedge Paediatric  
WE/S Wedge Small  
WE/L Wedge Large  
Min - minimum measurement  
Max - maximum measurement  
Measurements in mm

### WEDGE PILLOW Dimensions

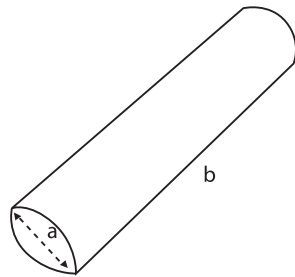


Side	Small/PA	Med	Large
a	100	170	170
b	100	210	420

#### Product Code

WE/P/PA Wedge Paediatric  
WE/P/S Wedge Small  
WE/P/L Wedge Large  
Min - minimum measurement  
Max - maximum measurement  
Measurements in mm

### LONG ROLL Dimensions

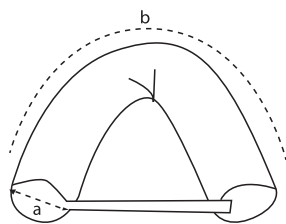


Side	Paediatric	Standard
a	70	150
b	460	900

#### Product Code

RL/PA Long Roll Paediatric  
RL Long Roll Standard  
Min - minimum measurement  
Max - maximum measurement  
Measurements in mm

### MULTI ROLL Dimensions

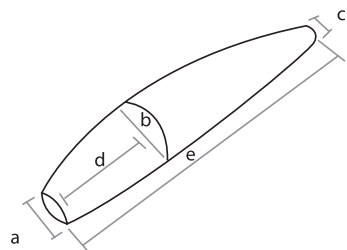


Side	Standard
a	150
b	600

#### Product Code

RM Multi Roll Standard  
Min - minimum measurement  
Max - maximum measurement  
Measurements in mm

### TAPERED ROLL Dimensions

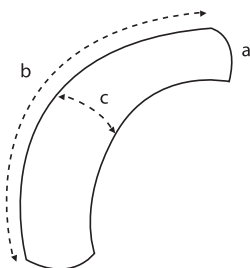


Side	Paediatric	Standard
a	70	80
b	100	160
c	50	60
d	140	300
e	310	630

#### Product Code

RT/PA Tapered Roll Paediatric  
RT Tapered Roll Standard  
Min - minimum measurement  
Max - maximum measurement  
Measurements in mm

### BANANA CUSHION Dimensions

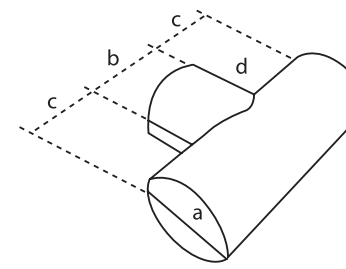


Side	Paediatric	Standard
a	100	180
b	450	850
c	120	200

#### Product Code

BC Banana Cushion Paediatric  
BC/PA Banana Cushion Standard  
Min - minimum measurement  
Max - maximum measurement  
Measurements in mm

### T-ROLL Dimensions

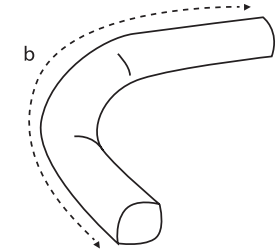


Side	Paediatric	Standard
a	150	250
b	150	250
c	225	250
d	150	250

#### Product Code

ROLLT/PA T-Roll Paediatric  
ROLLT T-Roll Standard  
Min - minimum measurement  
Max - maximum measurement  
Measurements in mm

### BODY ROLL Dimensions

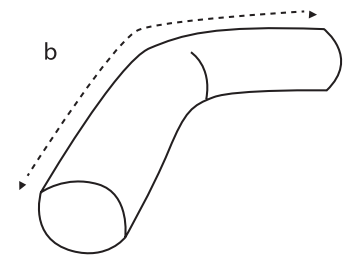


Side	Paediatric	Standard
a	100	150
b	1300	2000

#### Product Code

RB/PA Body Roll Paediatric  
RB Body Roll Standard  
Min - minimum measurement  
Max - maximum measurement  
Measurements in mm

### BOLSTER Dimensions

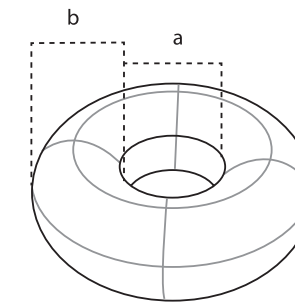


Side	Standard
a	300
b	200

#### Product Code

BOL Bolster Standard  
Min - minimum measurement  
Max - maximum measurement  
Measurements in mm

### NECK RING Dimensions

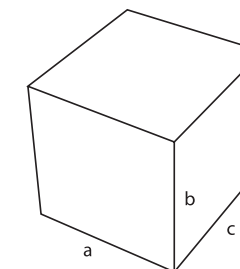


Side	Standard
a	150
b	150

#### Product Code

NR Neck Ring Standard  
Min - minimum measurement  
Max - maximum measurement  
Measurements in mm

### SPINE CUBE Dimensions

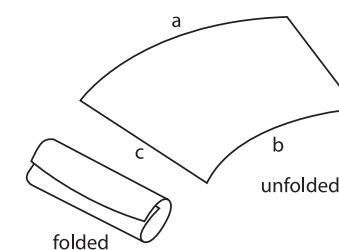


Side	Standard
a	500
b	900
c	600

#### Product Code

SC Spine Cube Standard  
Min - minimum measurement  
Max - maximum measurement  
Measurements in mm

### BEANIE Dimensions



Side	Small	Med	Large	X Large
a	400	500	650	840
b	360	440	540	670
c	300	400	500	500

#### Product Code

B/S Beanie Small  
B/M Beanie Medium  
B/L Beanie Large  
B/XL Beanie Extra Large  
Min - minimum measurement  
Max - maximum measurement  
Measurements in inches